

# Curriculum and Instruction

2022-2023

## ❖ K-12 Focus

- Portrait of the Graduate
- Instructional Practices/Feedback
- Student Achievement Meetings—Data Analysis
- Curriculum
  - Science/Technology/Engineering/Math or Manufacturing (STEM)
  - Math Programs
  - Research/Grammar
  - Social Studies
  - Arts Program (Visual/Fine)
- Social Emotional Learning (SEL)—DESSA
- English Learners (EL) Support
- Summer School

## ❖ K-8

- ELA (Teachers College)
- Multi-Tiered Systems of Support (MTSS)
- Google Studio—Intervention/Data Collection

## ❖ 6-12

- School Counseling/Student Support Programs
- World Language Program

# Curriculum and Instruction

2022-2023


## Impact of Grants Funds

### ❖ \$104,400 for Curriculum Consultants is budgeted in Open Choice for 2022-23

- \$14,000 Teachers College at Suffield Middle School
- \$65,000 EASTCONN Intervention and Data
- \$10,000 Administrator Professional Development
- \$10,000 Math Curriculum
- \$ 5,400 Suffield High School Writing Workshop for Social Studies and English

CURRICULUM AND INSTRUCTION						
Category	2020-2021 Actual Expenditures	2021-2022 Approved Budget	2022-2023 Proposed Budget	Dollar Change	Percent Change	Explanation
Instructional Coaches Salaries	\$521,868	\$556,522	\$515,900	(\$40,622)	-7.3%	
Curriculum Resources	\$6,230	\$5,797	\$2,452	(\$3,345)	-57.7%	
Curriculum Writing	\$16,447	\$10,425	\$10,425	\$0	0.0%	
Curriculum Consultants	\$18,000	\$2,104	\$0	(\$2,104)	-100.0%	
Professional Development and Conferences	\$58,031	\$46,837	\$44,418	(\$2,419)	-5.2%	
Testing	\$6,378	\$11,230	\$10,500	(\$730)	-6.5%	
Summer School	\$15,850	\$300	\$16,410	\$16,110	5370.0%	Budgeted in ESSER for 2021-22
Teacher Recruitment and In-house PD Development	\$1,127	\$3,250	\$3,250	\$0	0.0%	
<b>TOTAL CURRICULUM</b>	<b>\$643,932</b>	<b>\$636,465</b>	<b>\$603,355</b>	<b>(\$33,110)</b>	<b>-5.2%</b>	

# Spaulding Stars





# Spaulding School

2022-2023

- ❖ EASTCONN new Multi Tiered Systems of Support
- ❖ Continued implementation of Teachers College Reading and Writing Project (TCRWP) workshop model
- ❖ Targeted and focused fact fluency instruction
- ❖ Curriculum revisions in math and science led by STEM Coach
- ❖ Social Emotional Tier One classroom lessons and DESSA assessment
- ❖ Continuum of services to meet the needs of all students, professional development and support will be needed in the area of co-teaching, differentiation, equity and inclusion
- ❖ Explore revisions to Unified Arts curriculum, with a focus on vertical alignment PreK-5
- ❖ Preschool needs assessment and continued refinement

# Spaulding School

## 2022-2023


# Impact of Grants and Other Funds

- ❖ **\$8,500 for library books is budgeted in Open Choice for 2022-23**

SPAULDING SCHOOL						
Category	2020-2021 Actual Expenditures	2021-2022 Approved Budget	2022-2023 Proposed Budget	Dollar Change	Percent Change	Explanation
Teacher Salaries	\$1,916,782	\$2,063,997	\$2,270,669	\$206,672	10.0%	2.0 FTE Increase (Reg. Ed.)
Administrator Salaries	\$276,519	\$282,870	\$288,528	\$5,658	2.0%	
Substitutes	\$29,254	\$31,939	\$29,108	(\$2,831)	-8.9%	
Other Salaries	\$228,615	\$125,345	\$130,311	\$4,966	4.0%	
Instructional Supplies	\$59,381	\$41,764	\$23,254	(\$18,510)	-44.3%	
Library Books and Periodicals	\$5,795	\$406	\$369	(\$37)	-9.1%	
Instructional Equipment (Repair/Replace/Purchase)	\$0	\$0	\$0	\$0		
Copiers/Telephone/Office Supplies/Postage	\$19,799	\$24,805	\$23,157	(\$1,648)	-6.6%	
Student Programs	\$0	\$850	\$850	\$0	0.0%	
TOTAL SPAULDING SCHOOL	\$2,536,145	\$2,571,976	\$2,784,291	\$212,315	8.3%	

# McAlister School

## 2022-2023





# McAlister School

2022-2023

- ❖ Teachers College staff development
- ❖ EASTCONN consultant and Multi-tiered systems of support model
- ❖ Implementation of weekly MTSS team
- ❖ Curriculum in Math and Science revisions led by STEM Coach
- ❖ Targeted and focused fact fluency instruction and practice
- ❖ Enhance Musical program
- ❖ Unified Arts curriculums revisions to align K-5
- ❖ Social-Emotional Learning tier one lessons
- ❖ Updates to playscape with a focus on Boundless playground access

# McAlister School

## 2022-2023

### Impact of Grants and Other Funds

- ❖ **\$8,000 for Library Books is budgeted in Open Choice for 2022-23**
- ❖ **\$2,000 for Music Equipment is budgeted in Open Choice for 2022-23**

McALISTER INTERMEDIATE SCHOOL						
Category	2020-2021 Actual Expenditures	2021-2022 Approved Budget	2022-2023 Proposed Budget	Dollar Change	Percent Change	Explanation
Teacher Salaries	\$2,166,992	\$2,337,310	\$2,336,567	(\$743)	0.0%	Reduction of 1.0 FTE (PE)
Administrator Salaries	\$253,847	\$259,573	\$269,183	\$9,610	3.7%	
Substitutes	\$32,928	\$25,433	\$23,246	(\$2,187)	-8.6%	
Other Salaries	\$185,254	\$94,690	\$97,118	\$2,428	2.6%	
Instructional Supplies	\$66,604	\$26,989	\$33,012	\$6,023	22.3%	
Library Books and Periodicals	\$5,675	\$0	\$0	\$0		
Instructional Equipment (Repair/Replace/Purchase)	\$2,250	\$1,000	\$1,500	\$500		
Copiers/Telephone/Office Supplies/Postage	\$19,315	\$25,725	\$23,139	(\$2,586)	-10.1%	
Student Programs	\$0	\$0	\$0	\$0		
<b>TOTAL MCALISTER SCHOOL</b>	<b>\$2,732,864</b>	<b>\$2,770,720</b>	<b>\$2,783,764</b>	<b>\$13,044</b>	<b>0.5%</b>	

# Suffield Middle School

2022-2023





# Suffield Middle School

2022-2023

## Areas of Focus

- ❖ Continue to improve implementation of Teachers College Reading and Writing Project workshop model and literacy instruction. Certified staff will participate in five (5) total professional development days with our site developer. Areas of focus include: effective targeted small group instruction, integration of reading and writing units, and incorporation of other curricular departments into the instruction of reading and writing.
- ❖ Review Multi Tiered Systems of Support procedures and processes to support student learning needs through a continuum of services. Begin initial collaboration with EASTCONN to revise current SRBI process with a focus on increasing the use of student data to drive teacher (collaborative) practice.
- ❖ Increase the depth of our assessment tools (STAR, DESSA) and related practices to effectively measure student growth and impact classroom instruction and student learning toward grade-level standards.
- ❖ Enhance student learning opportunities in middle school STEM courses:
  - Advancing technical education courses to complement facilities available in the new STEM laboratory
  - Strengthen 6-8 science courses by incorporating LabAids curricular materials
  - Further establish curricular alignment in 6-12 mathematics courses (Algebra/Geometry)
- ❖ In order to continue to advance our learning community and meet the academic, social, and emotional needs of our students, the administration will be focusing on the evaluation of our current middle school campus – with a focus of ensuring that the available facilities meet the needs of the advancing middle school programming. Which will, in turn, provide the opportunity for the students to engage in a differentiated and diverse educational experience.

# Suffield Middle School

## 2022-2023

### Impact of Grants and Other Funds


- ❖ \$5,739 for math textbooks is budgeted in Open Choice for 2022-23
- ❖ \$4,516 for field trips is budgeted in Open Choice for 2022-23
- ❖ \$4,000 for library books is budgeted in Open Choice for 2022-23

SUFFIELD MIDDLE SCHOOL						
Category	2020-2021 Actual Expenditures	2021-2022 Approved Budget	2022-2023 Proposed Budget	Dollar Change	Percent Change	Explanation
Teacher Salaries	\$3,584,227	\$3,703,822	\$3,806,969	\$103,147	2.8%	
Administrator Salaries	\$285,213	\$290,918	\$296,737	\$5,819	2.0%	
Substitutes	\$45,507	\$19,742	\$18,019	(\$1,723)	-8.7%	
Other Salaries	\$140,000	\$98,683	\$94,658	(\$4,025)	-4.1%	
Instructional Supplies	\$125,657	\$50,284	\$53,080	\$2,796	5.6%	\$3,800 increase for STEM supplies
Library Books and Periodicals	\$6,403	\$0	\$0	\$0		\$4,000 for library books in Open Choice
Instructional Equipment (Repair/Replace/Purchase)	\$6,316	\$5,076	\$3,550	(\$1,526)	-30.1%	
Copiers/Telephone/Office Supplies/Postage	\$21,976	\$34,051	\$26,841	(\$7,210)	-21.2%	Reduced copier expense
Dues and Fees/Student Programs/Field Trips	\$2,425	\$3,860	\$6,410	\$2,550	66.1%	Return to normal activities
<b>TOTAL SUFFIELD MIDDLE SCHOOL</b>	<b>\$4,217,724</b>	<b>\$4,206,436</b>	<b>\$4,306,263</b>	<b>\$99,827</b>	<b>2.4%</b>	



# Suffield High School

## 2022-2023





# Suffield High School

2022-2023

- ❖ **Instruction/Assessment Practices**
  - MTSS, STAR Algebra Universal Screener, Common Assessments, AP Classroom, PSAT/SAT, Midterm/Finals
- ❖ **Wildcat Capstone Experience (9-12)**
- ❖ **School Counseling Program (6-12)**
  - Freshman Counselor/Orientation, 1:1 course selection meetings, 1:1 College/Career planning meetings, Program of Studies
- ❖ **New Courses: Math, Art, Social Studies**
- ❖ **New: Engineering, Manufacturing, and Design Pathway**
  - Industry partnerships (Collins Aerospace, Raytheon Technologies).
  - Articulated courses with Asnuntuck Community College (CAD, Materials and Design I, welding, robotics)
  - Internships
- ❖ **Innovation/facilities**
  - Outdoor Learning Lab
  - Foods Lab
  - Courtyard
  - Podcast room and equipment
  - Fitness Studio

# Suffield High School

## 2022-2023

### Impact of Grants and Other Funds

- ❖ Textbooks budgeted in Open Choice for 2022-23
  - Math \$96,516
  - ELA \$12,074
- ❖ \$10,840 for field trips is budgeted in Open Choice for 2022-23
- ❖ \$5,000 for library books is budgeted in Open Choice for 2022-23
- ❖ \$20,000 for student project materials is budgeted in Open Choice for 2022-23

SUFFIELD HIGH SCHOOL						
Category	2020-2021 Actual Expenditures	2021-2022 Approved Budget	2022-2023 Proposed Budget	Dollar Change	Percent Change	Explanation
Teacher Salaries	\$4,445,460	\$4,527,605	\$4,679,856	\$152,251	3.4%	1.0 FTE Increase (CTE)
Administrator Salaries	\$452,923	\$459,009	\$436,798	(\$22,211)	-4.8%	
Substitutes	\$59,588	\$28,616	\$26,144	(\$2,472)	-8.6%	
Other Salaries	\$175,502	\$117,547	\$158,663	\$41,116	35.0%	0.5 FTE Increase (Secretary) Hall Monitors (\$1,802 increase)
Instructional Supplies	\$30,597	\$39,533	\$54,220	\$14,687	37.2%	New textbooks
Library Books and Periodicals	\$5,260	\$80	\$40	(\$40)	-50.0%	
Instructional Equipment (Repair/Replace/Purchase)	\$27,523	\$14,939	\$12,647	(\$2,292)	-15.3%	
Copiers/Telephone/Office Supplies/Postage	\$26,454	\$43,610	\$34,952	(\$8,658)	-19.9%	
Dues and Fees/Student Programs/Graduation/ Field Trips	\$34,769	\$32,424	\$30,437	(\$1,987)	-6.1%	
<b>TOTAL SUFFIELD HIGH SCHOOL</b>	<b>\$5,258,075</b>	<b>\$5,263,363</b>	<b>\$5,415,712</b>	<b>\$152,349</b>	<b>2.9%</b>	







SUFFIELD HIGH SCHOOL AGRISCIENCE PROGRAM						
Category	2020-2021 Actual Expenditures	2021-2022 Approved Budget	2022-2023 Proposed Budget	Dollar Change	Percent Change	Explanation
Teacher Salaries	\$398,569	\$433,710	\$454,645	\$20,935	4.8%	
Other Salaries	\$47,868	\$65,063	\$67,874	\$2,811	4.3%	
Instructional Supplies	\$23,729	\$24,995	\$28,060	\$3,065	12.3%	\$1,900 for new textbooks
Instructional Equipment (Repair/Replace/Purchase)	\$5,486	\$7,700	\$7,700	\$0	0.0%	
Copiers/Telephone/Office Supplies/Postage	\$4,982	\$6,695	\$7,050	\$355	5.3%	
Travel and Other Purchased Services	\$1,955	\$7,500	\$9,000	\$1,500	20.0%	Increase for field trips
<b>TOTAL AGRISCIENCE</b>	\$482,589	\$545,663	\$574,329	\$28,666	5.3%	

# Suffield Athletics & Student Activities



# Athletics and Student Activities

2021-2022

## Accomplishments/Highlights

- ❖ Execution of online athletic registration to help streamline the entire process through Final Forms
- ❖ Improved Rotary Hut concession stand with updated equipment
- ❖ Implementation of Unified Concessions, having our students with intellectual disabilities work in the concession stand during home sporting events
- ❖ Increased School Spirit through theme nights, Super Fan t-shirt giveaways and partnerships with youth and local sports teams
- ❖ Organized and administered coaching observation and evaluation systems
- ❖ Implementation of student extracurricular add/drop procedure



# Athletics and Student Activities

2022-2023

## Goals and Advancement Planning Initiatives

- ❖ Continue to utilize more resources in Final Forms to help consolidate coaches medical, inventory and attendance tools
- ❖ Explore new extracurricular activities throughout the district
- ❖ Research and evaluate our district safety protocols for home athletic events
- ❖ Consolidate athletic uniforms branding (colors, logos, company)
- ❖ Research and evaluate improvements to athletic complexes (SHS lights, SMS Track and Field, SMS Soccer Field, SHS javelin/discus/hammer throwing areas)
- ❖ Evaluate Middle School sports interest on adding Boys and Girls Soccer teams as well as Baseball team
- ❖ Continue to collaborate with staff, students faculty and staff and families on supporting student activities at all levels
- ❖ Audit extracurricular student activities for participation levels



# Athletics and Student Activities

2022-2023

## Program Objectives

The Suffield Athletic Program is a diversified interscholastic athletic program that provides a safe and secure environment for our student athletes. Our athletic program consists of 45 teams at the high school and 8 teams at the middle school level. At the high school, students have the option of participating in 28 varsity, 12 junior varsity and 3 freshman teams.

- ❖ Provide a safe environment for our student athletes, including sports medicine services 25 hrs./week
- ❖ Gather data to track health and well being of our athletes, including baseline testing for all incoming freshmen (71 baseline tests and 5 post injury tests)
- ❖ Provide current state legislation concerning athletics, concussions, and sudden cardiac arrest
- ❖ Maintain high levels of student participation
- ❖ Provide high quality athletic programs, striving for success at the individual athlete and team success
- ❖ Continual improvement of our athletic facilities

# Athlete Participation

## ❖ 2020-2021

- 446 unique student athletes and 631 total student participants at the high school
- 230 student athletes at the middle school

## ❖ 2021-2022

- Fall and Winter 365 student participants at the high school
- 132 at the middle school

ATHLETICS & STUDENT ACTIVITIES						
Category	2020-2021 Actual Expenditures	2021-2022 Approved Budget	2022-2023 Proposed Budget	Dollar Change	Percent Change	Explanation
District	\$89,147	\$110,521	\$154,868	\$44,347	40.1%	0.5 FTE Increase (Secretary) Funds for district events
SMS Coaches	\$26,070	\$29,982	\$30,657	\$675	2.2%	
SMS Officials	\$0	\$3,968	\$3,968	\$0	0.0%	
SMS Transportation	\$3,192	\$17,669	\$18,991	\$1,322	7.5%	Two years of contractual increases
SMS Supplies (inc. Uniforms)	\$4,503	\$5,050	\$3,950	(\$1,100)	-21.8%	
Total SMS	\$33,766	\$56,669	\$57,566	\$897	1.6%	
SHS Coaches	\$178,837	\$218,817	\$223,740	\$4,923	2.3%	
SHS Officials	\$4,995	\$55,209	\$55,209	\$0	0.0%	
SHS Transportation	\$48,119	\$116,688	\$125,420	\$8,732	7.5%	Two years of contractual increases
SHS Supplies (inc. Uniforms)	\$133,942	\$95,367	\$96,364	\$997	1.0%	
Total SHS	\$365,892	\$486,081	\$500,734	\$14,653	3.0%	
Total Athletics	\$488,805	\$653,271	\$713,168	\$59,897	9.2%	